

EBAA in AUSTRIA



10

Full Members (BizAv Operators)



30

Associate Members (BizAv related business)



ABAA

T +43 1 706 2700 700

M office@abaa.at

People

President : Antonia Gilbert

Secretary General : Mag. Thomas Frank

Treasurer : Nina Schnelzer

Key National Figures



8,9 M inhabitants



83,900 km²



GDP/Inhabitant (PPS) : 126
EU Index - base 100

Key Business Aviation figures (2021)



8,200

Jobs (direct & indirect)



2,2 billions €

Business aviation economic output



41,431

Departures & arrivals (movements)



8

Rank



4.9 %

Growth (over 2019 - pre Covid)



15.0 %

Business aviation market share
(6.1 % in 2019)



3,205

Unique airport pairs
(3204 in 2019 / +0.03 %)



24

Airports with traffic
(27 in 2019 / -11.0 %)



217

Based aircraft
(208 in 2019 / + 9)

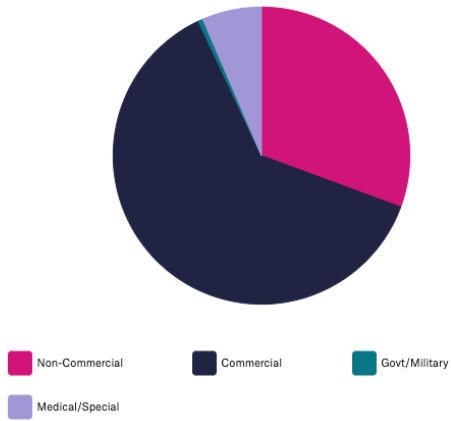


227

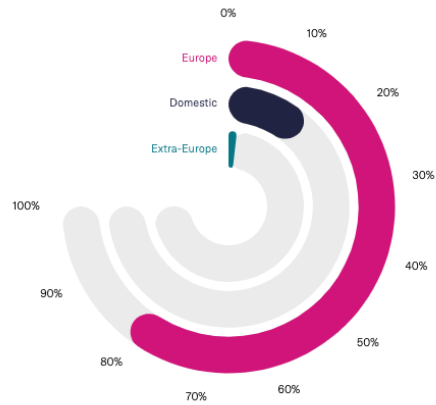
Registered aircraft
(217 in 2019 / +10)

 **AUSTRIA** Business Aviation Traffic Figures

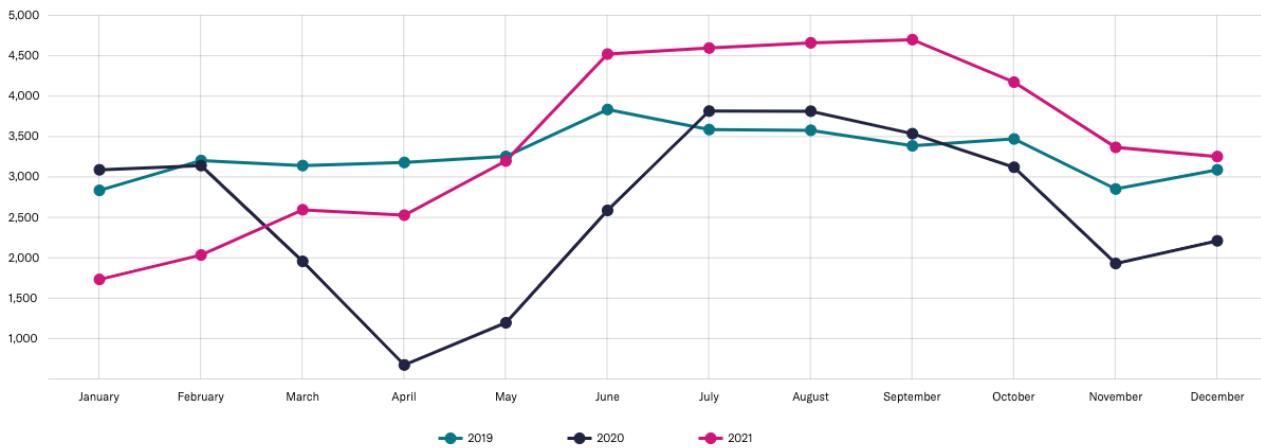
Activity Type



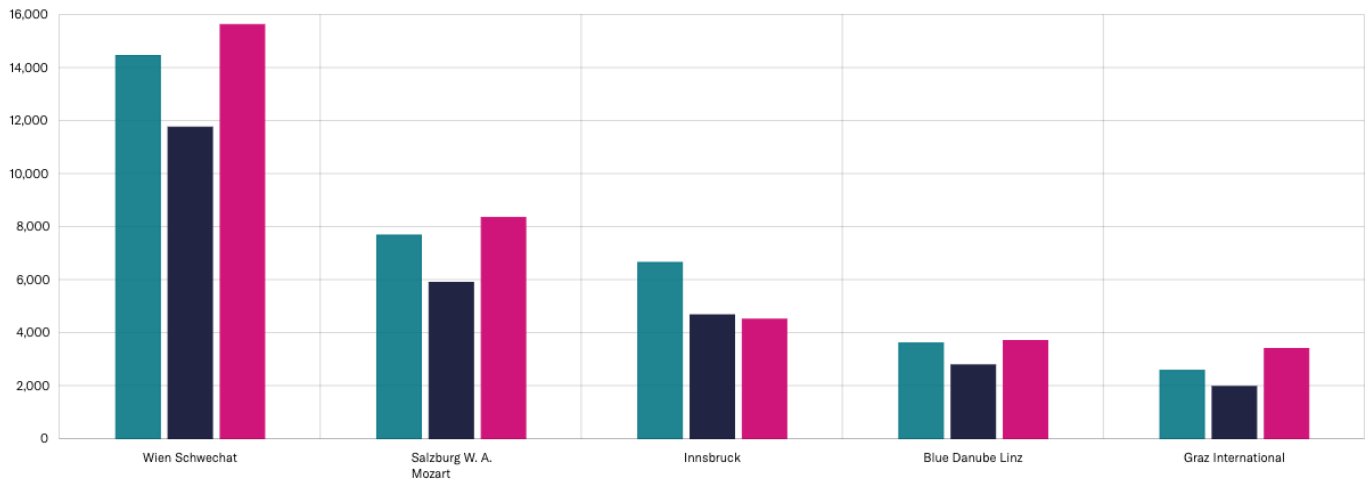
Origin/Destination Type



Monthly Business Aviation Traffic























Top Airports

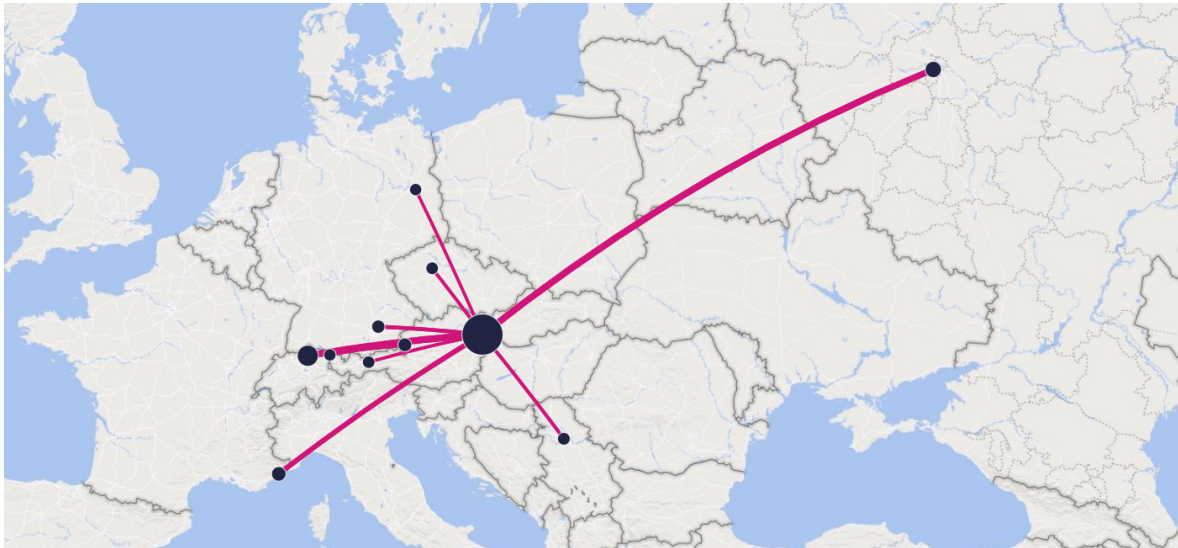


AUSTRIA Intercontinental connections

Intercontinental connections	Movements 2021 - both ways (growth over 2019)	Top Countries	Movements 2021 - both ways (growth over 2019)
Europe	38,486 (+5 %)	Germany	8,192 (-4 %)
Russia - Central Asia	2,151 (+2 %)	Austria	6,746 (+12 %)
Middle East	279 (+43 %)	Italy	3,450 (+5 %)
Africa	267 (-15 %)	Switzerland	3,430 (+1 %)
North America	189 (-7 %)	France	3,107 (+6 %)
South East Asia	40 (-23 %)	Spain	1,733 (+31 %)
Central-South America	19 (+6 %)	Croatia	1,648 (+48 %)
		United Kingdom	1,467 (-35 %)
		Russia	1,333 (-6 %)
		Netherlands	983 (+28 %)

 **AUSTRIA** Top 10 airports pairs - Flights 2021 - both ways (growth over 2019)

 Wien Schwechat	 Zurich	535 (+57 %)
 Wien Schwechat	 Moscow Vnukovo	522 (+10 %)
 Wien Schwechat	 Nice Côte d Azur	414 (+127 %)
 Salzburg W. A. Mozart	 Zurich	363 (+6 %)
 Wien Schwechat	 München	335 (-1 %)
 Wien Schwechat	 Belgrade Nikola Tesla	300 (+89 %)
 Wien Schwechat	 Prague Vaclav Havel	291 (+19 %)
 Wien Schwechat	 Innsbruck	288 (-28 %)
 Wien Schwechat	 Altenrhein/St Gallen	278 (+17 %)
 Wien Schwechat	 Berlin Schönefeld	274 (+15 %)



 **AUSTRIA** Business Aviation Fleet figures

217 Based aircraft

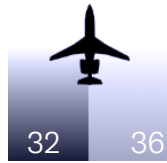
OE- 227 Registered aircraft



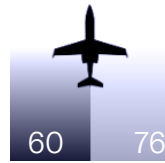
Bizliner



Heavy Jets



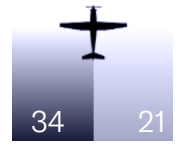
Midsize Jets



Light Jets



Twin Engine
Turboprop



Single Engine
Turboprop

Top active aircraft (2021)	Segment	Departures	Arrivals	Totals
Cessna Citation Excel / XLS	Light Jet	2,488	2,487	4,975 (-7 %)
Pilatus PC-12	Turboprop	2,002	2,005	4,007 (+51 %)
Cessna Citation CJ2	Light Jet	1,531	1,528	3,059 (+16 %)
Cessna Citation Mustang	Light Jet	1,128	1,128	2,256 (+56 %)
Cessna Citation CJ1	Light Jet	1,072	1,075	2,147 (-9 %)